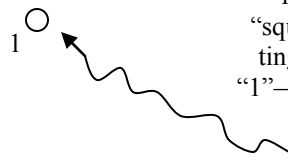
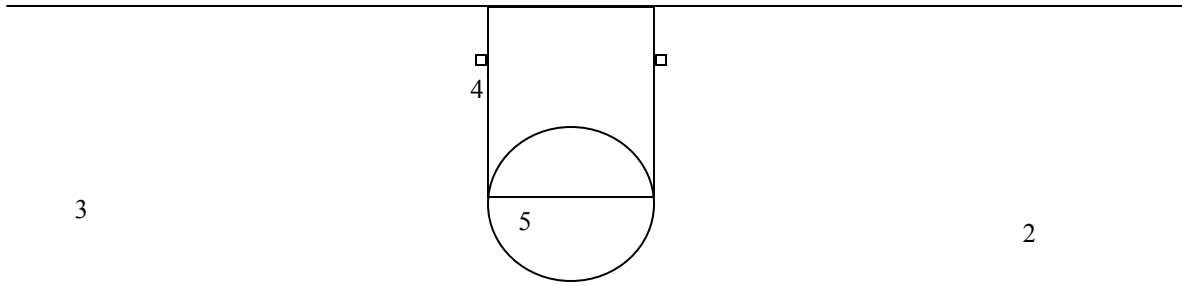
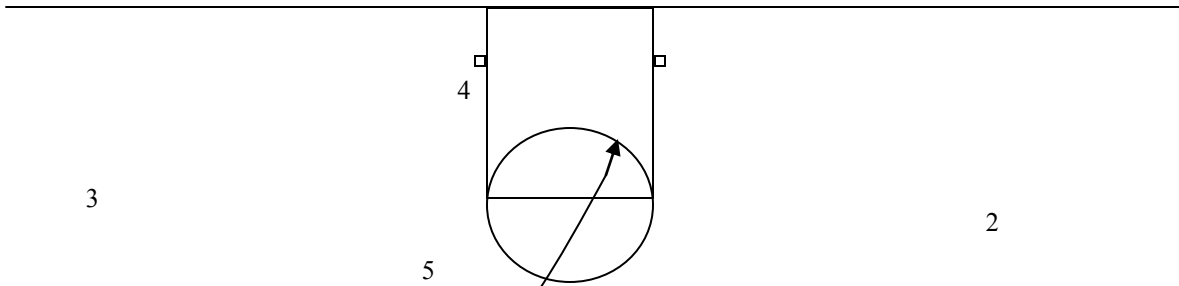


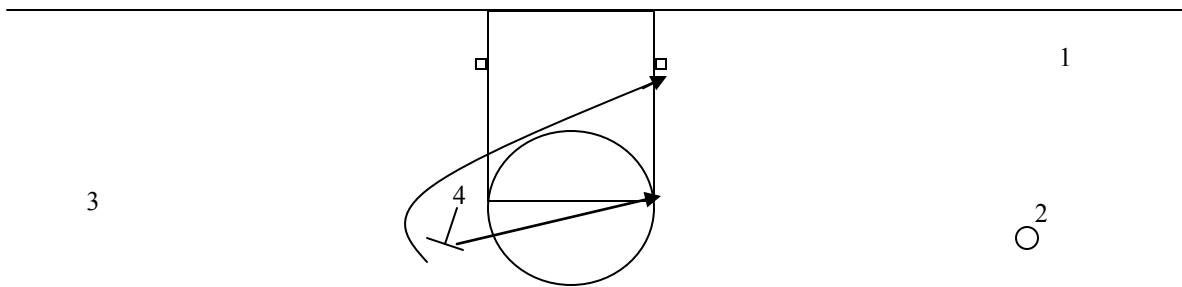
“Minnesota”



1 dribbles to left side
“squaring” the set and setting up the first option—
“1”—the High Pick and Roll

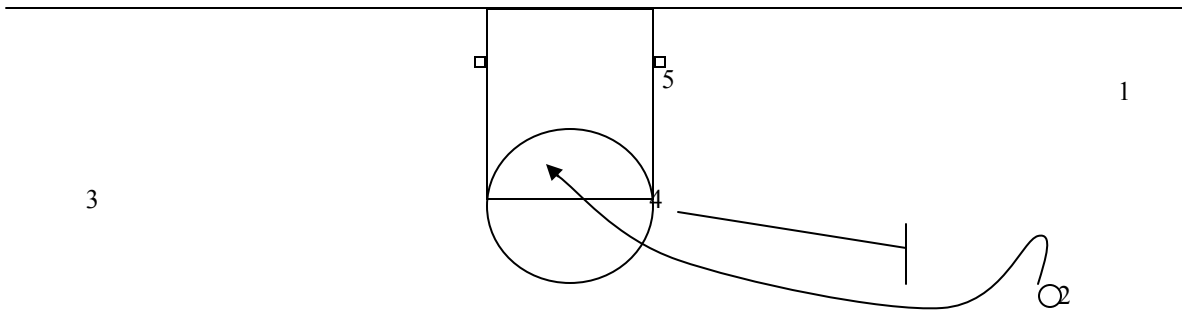


5 sets a pick and 1 attacks the paint. If 1 does not shoot, he passes it out to 2 and continues through to the corner.

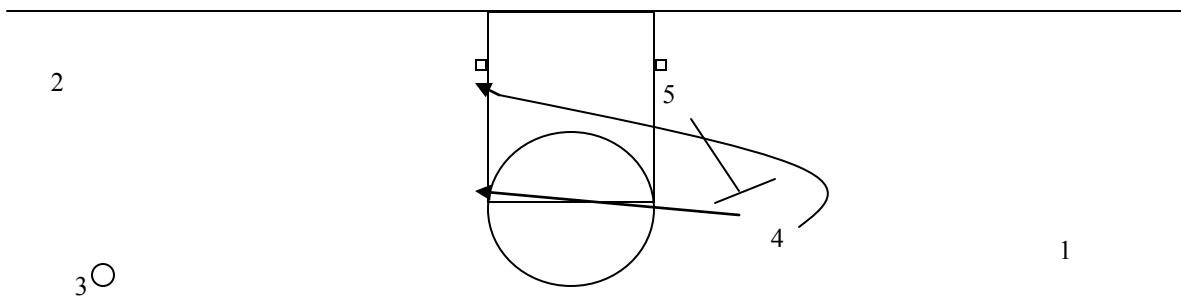


5

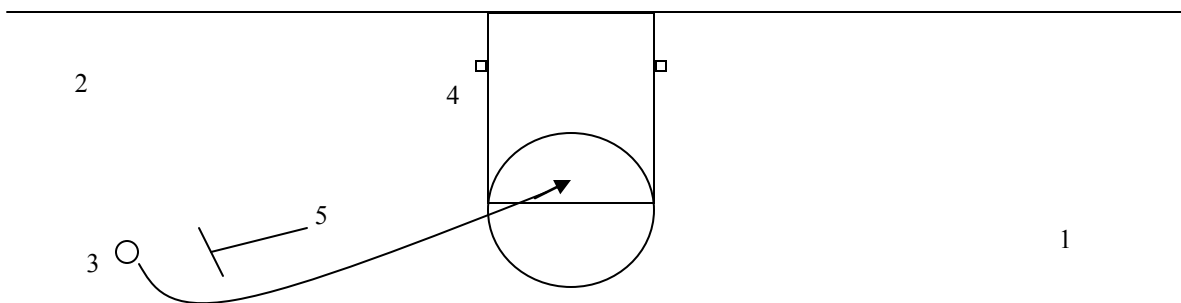
4 sets a back pick for 5, who is going to cut to the ball-side block. Then 4 is going to flash to ball-side elbow for a shot or drive. Notice how the 4 and 5 have switched positions.



If 4 does not get the ball, he goes and sets a pick for 2 who attacks the paint looking to score. If 2 does not shoot, he passes the ball to 3 and cuts through to the corner.



5 sets a back pick for 4 who cuts back to the ball-side block (where he started). Then 5 flashes to the ball-side elbow for a shot. If 5 doesn't get the ball, he continues to the wing to set the pick for 3.



Minnesota is a continuity offense (once you start it, it could go on forever!). The 1, 2, and 3 are doing the Weave (with the help of a High Pick and Roll). The 4 and 5 are always going to set a pick for the wing, then get a back pick and flash back to the box from where they came. 5 will always be the low post on the right side and the high post on the left side. 4 will always be the low post on the left side and the high post on the right.